

NATIONAL RAILROAD FREIGHT COMMITTEE, AGENT

SUPPLEMENT 4

TO

UNIFORM FREIGHT CLASSIFICATION 6000-M

Supplement 4 cancels Supplements 1 and 3
Supplements 4 contain all changes

RULES AND REGULATIONS

**THIS TARIFF IS APPLICABLE ONLY IN CONNECTION WITH TARIFFS
SPECIFICALLY SUBJECT HERETO**

ISSUED: FEBRUARY 8, 2007

EFFECTIVE: MARCH 1, 2007

ISSUED BY

RAILINC

7001 Weston Parkway, Suite 200
Cary, NC 27513

Copyright 2001
By RAILINC

SUPPLEMENT 4 TO UNIFORM FREIGHT CLASSIFICATION 6000-M

PARTICIPATING RAIL CARRIERS [PA]

The following carriers are parties to this Classification under Powers of Attorney, Concurrences or Certificates issued to National Railroad Freight Committee, Agent.

ABBR	NAME OF RAIL CARRIER
BNSF	BNSF Railway Company [A-1]
BNSF	Burlington Northern and Santa Fe Railway Company, The [D-1]
LSI	Lake Superior & Ishpeming Railroad Company [A]

ITEM 2.20

**CUMULATIVE INDEX OF NEW AND CHANGED ITEMS
(See Item 75 for Method of Cancellation)**

ITEM / RULE	SUP	ITEM	SUP
PARTICIPATING RAIL CARRIERS [PA].....	3		
Item 2.20.....	3		
Rule 41	3		
Rule 62	1		

EXPLANATION OF REFERENCE MARKS

- [A] - Addition
- [A-1] - Name changed pursuant to BNSF Adoption Notice 9000, effective January 24, 2005.
- [D-1] - Canceled – See [A-1] above.
- [PA] - Partial Amendment.

SUPPLEMENT 4 TO UNIFORM FREIGHT CLASSIFICATION 6000-M

RULE	SUBJECT	APPLICATION				
41 (Cancels 41 in original) [3]	CORRUGATED OR SOLID FIBREBOARD BOXES	<p>SECTION 1. - (a) APPLICATION OF RATES. Subject to the provisions of Rule 5, and unless otherwise provided in the separate descriptions of articles, or in Agent C.L. Keller's Tariff No. BOE -6000-series referred to in Rule 39, the rates applying on articles "in boxes" will apply on the same articles in corrugated or solid fibreboard boxes complying with the minimum requirements of this rule.</p> <p>(b) INCREASED CHARGES - NON-CONFORMING BOXES. Unless otherwise provided in the separate descriptions of articles, when articles are tendered for transportation in fibreboard boxes and the requirements and specifications of this rule are not fully complied with, freight charges will be increased 20% AQ (any quantity) and 10% CL above the charges applicable on such shipments in boxes that do conform to the provisions of this rule.</p> <p>(c) USE OF OTHER THAN RULE 41 BOXES. Where the separate descriptions of articles provide for the use of fibreboard boxes which are different from those provided for in this rule, such provisions will also apply to those articles in such boxes when commodity tariffs or exceptions to the Classification provide that such articles may be shipped "in boxes" without further qualifications as to the construction of the boxes.</p>				
		<p align="center">FIBREBOARD</p> <p>SECTION 2.-(a) CORRUGATED FIBREBOARD. Fibreboard boxes must be made of singlewall, doublewall or triplewall corrugated fibreboard having proper bending qualities, the facings being firmly glued to the corrugated medium at all points of contact and the outer facing having water resistance.</p> <p>(b) SOLID FIBREBOARD. Fibreboard boxes must be made of 3-ply or more solid fibreboard having proper bending qualities, all plies being firmly glued together and outer ply being water resistant, except when maximum weight of box and contents does not exceed 40 pounds, boxes may be made of two ply solid fibreboard.</p>				
		<p align="center">BOX SPECIFICATIONS</p> <p>SECTION 3. - MAXIMUM SIZE AND WEIGHT - MINIMUM REQUIREMENTS. Boxes must comply with the burst, puncture or edge crush test and other requirements shown below. (See Note 4).</p>				
		Maximum Weight of Box and Contents (lbs)	Maximum Outside Dimensions (Length, Width and Depth Added) (inches) (See Note 3)	Minimum Combined Weight of Facings, Including Center Facing(s) of Doublewall and Triplewall Board (lbs per 1,000 sq ft) (See Note 2)	Minimum Bursting Test, Singlewall, Doublewall or Solid Fibreboard (psi) (See Note 1, Para. (a))	Minimum Edge Crush Test (ECT) (lbs per inch width) (See Note 1, Para. (c) and Note 2)
		<p align="center">SINGLEWALL CORRUGATED FIBREBOARD BOXES</p>				
		20 35 50 65 80 95 120	40 50 60 75 85 95 105	52 66 75 84 111 138 180	125 150 175 200 250 275 350	23 26 29 32 40 44 55
		<p align="center">DOUBLEWALL CORRUGATED FIBREBOARD BOXES</p>				
		80 100 120 140 160 180	85 95 105 110 115 120	92 110 126 180 222 270	200 275 350 400 500 600	42 48 51 61 71 82
		<p align="center">TRIPLEWALL CORRUGATED FIBREBOARD BOXES</p>				
		240 260 280 300	110 115 120 125	168 222 264 360	700 900 1100 1300	67 80 90 112
		<p align="center">SOLID FIBREBOARD BOXES</p>				
		20 40 65 90 120	40 60 75 90 100	114 149 190 237 283	125 175 200 275 350

(Rule 41 continued on next page)

SUPPLEMENT 4 TO UNIFORM FREIGHT CLASSIFICATION 6000-M

RULE	SUBJECT	APPLICATION	
<p align="center">41 (Continued) (Cancels 41 in original) [3]</p>	<p align="center">CORRUGATED OR SOLID FIBREBOARD BOXES</p>	<p>SECTION 3 - CONCLUDED: NOTE 1. TEST PROCEDURES: (a) BURST TEST: (1) Tests to determine compliance with the bursting test requirements must be conducted in accordance with Technical Association of Pulp and Paper Industry (TAPPI), Official Test Method T-810. (2) A minimum of six bursts must be made, three from each side of the board, and only one burst test will be permitted to fall below the specified minimum value. Board failing to pass the foregoing test will be accepted if in a re-test consisting of 24 bursts, 12 from each side of the board, not more than four burst tests fall below the specified minimum value. (b) PUNCTURE TEST: (1) Tests to determine compliance with the puncture test requirements must be conducted in accordance with Technical Association of Pulp and Paper Industry (TAPPI), Official Test Method T-803. (2) A minimum of four puncture tests must be made and only one puncture test will be permitted to fall below the specified minimum value. (c) EDGE CRUSH TEST: (1) Tests to determine compliance with the edge crush must be conducted in accordance with Technical Association of Pulp and Paper Industry (TAPPI), Official Test Method T-811, A or B. (2) A minimum of six tests must be made and only one test is permitted to fall below the specified minimum value, and that one test cannot fall below the specified minimum value by more than 10%. Board failing to pass the foregoing will be accepted if in a re-test consisting of 24 tests, not more than four tests fall below the specified minimum value, and none of those tests fall below the specified minimum value by more than 10%. NOTE 2. The minimum combined weight of facings specified in this table do not apply in connection with board complying with the minimum edge crush test. Any combination of facings is authorized, providing the basis weights of facings in combination with corrugated medium(s) is sufficient to produce corrugated fibreboard that will comply with applicable minimum edge crush requirements. NOTE 3. SIZE EXTENSION FORMULA. If weight of box and contents is less than the maximum weight shown, the maximum outside dimensions for the box may be increased half the percentage that the actual weight is less than the maximum weight specified. See Section 10, Note 3. NOTE 4. ALTERNATE REQUIREMENTS. Where rules, commodity descriptions and numbered packages specify boxes, containers, trays and component parts thereof to be made of corrugated fibreboard having a minimum bursting or puncture test as shown in Column A below, boxes, containers, trays and component parts thereof may be made of corrugated fibreboard having a minimum edge crush test as shown in Column B below. These alternate provisions will exempt basis weight requirements.</p>	
		<p align="center">Column A Minimum Bursting Test Singlewall and Doublewall Board (psi)</p>	<p align="center">Column B Minimum Edge Crush Test (lbs per inch width)</p>
		<p align="center">Minimum Puncture Test Triplewall Board (inch oz per inch of tear)</p>	
<p align="center">Singlewall 125 Singlewall 150 Singlewall 175 Singlewall 200 Singlewall 250 Singlewall 275 Singlewall 350 Doublewall 200 Doublewall 275 Doublewall 350 Doublewall 400 Doublewall 500 Doublewall 600 Triplewall 700 Triplewall 900 Triplewall 1100 Triplewall 1300</p>	<p align="center">23 26 29 32 40 44 55 42 48 51 61 71 82 67 80 90 112</p>		

(Rule 41 continued on next page)

SUPPLEMENT 4 TO UNIFORM FREIGHT CLASSIFICATION 6000-M

RULE	SUBJECT	APPLICATION
<p align="center">41 (Continued) (Cancels 41 in original) [3]</p>	<p align="center">CORRUGATED OR SOLID FIBREBOARD BOXES</p>	<p align="center">BOX STYLES</p> <p>SECTION 4. - The following are descriptions of general styles of fibreboard boxes:</p> <p>(a) CONVENTIONAL SLOTTED BOXES, INCLUDING END LOADING BOXES: Box is manufactured from one piece of fibreboard which is scored and slotted to form a body having flaps for closing on each of two opposite faces. Lengthwise flaps either meet or overlap and inner flaps may meet depending on the particular style of box. (RSC, CSSC, OSC, CSO, FOL and SFF). Slotted style boxes are also assembled from more than one piece of fibreboard and have only one closing face.</p> <p>(b) TELESCOPE BOXES:</p> <p>(1) Full telescope box consists of body and cover sections of equal depth, cover extending to bottom. (FTHS and FTD)</p> <p>(2) Partial telescope box consists of a body and cover sections of unequal depth. Cover section must extend over sides of bottom section not less than two-thirds the depth of the bottom section. (PTHS and PTD)</p> <p>(c) BOXES WITH COVERS:</p> <p>(1) Single cover box consists of body and cover sections, the cover section extending over sides of body section less than two-thirds the depth of the body. (HSC and DSC)</p> <p>(2) Double cover box consists of a joined tube (body) and top and bottom covers, the covers extending over sides of body. (DC)</p> <p>(3) Interlocking cover box consists of joined tube (body) with top and bottom 3 inch flanges and top and bottom covers having flanges which interlock with flanges of tube. (IC)</p> <p>(d) SLIDE STYLE BOXES: Box consists of snugly fitting telescope tubes, the outer tube being joined.</p> <p>(1) Double slide or single lined slide box consists of two tubes arranged to provide at least one thickness of fibreboard on all six surfaces. (DS)</p> <p>(2) Triple slide or double lined slide box consists of three tubes arranged to provide at least two thicknesses of fibreboard on all six surfaces. (TS)</p> <p>(e) FOLDERS: Box consists of one or more cut and scored pieces which provide an unbroken outer bottom surface. Lengthwise outer flaps must meet or overlap.</p> <p>(1) One piece folder is constructed from a single piece of fibreboard. (1PF)</p> <p>(2) Two piece folder is constructed from two rectangular pieces of fibreboard which provide a double thickness of fibreboard at the bottom. (2PF)</p> <p>(3) Three piece folder is constructed from three rectangular pieces of fibreboard. (3PF)</p> <p>(f) FIVE PANEL FOLDER: Box is formed from a single cut and scored piece of fibreboard so as to provide an unbroken single thickness of fibreboard on three of the six surfaces and usually a double thickness on the remaining three surfaces of the box. (FPF)</p> <p>(g) RECESSED END BOXES: Box is assembled from a scored body sheet and two flanged end pieces forming recessed ends secured to body with staples spaced not more than 2 inches apart.</p> <p align="center">MANUFACTURERS' JOINT (See Note)</p> <p>SECTION 5. - (a) SINGLEWALL OR DOUBLEWALL CORRUGATED FIBREBOARD: Boxes must have manufacturers' joints formed by lapping the sides of the box forming the joint not less than 1 1/4 inches and fastening the joint by one of the following methods:</p> <p>(1) With metal staples or stitches spaced not more than 2 1/2 inches apart, except that staples or stitches must be spaced not more than 1 inch apart when weight of box and contents is 140 pounds or more.</p> <p>(2) By firmly gluing the joint throughout the entire area of contact with a water resistant adhesive.</p> <p>(3) By fitting abutting edges forming joint close together and securing with sealing strips firmly glued to the box and extending the entire length of the joint. Sealing strips must be of sufficient strength that rupture of the joint occurs with fibre failure of one or more of the facings.</p> <p>(i) Sealing strips for boxes not exceeding 65 pounds gross weight or for two complete singlewall corrugated boxes must be not less than 2 inches wide and must be of not less than 60 pounds per 3000 square feet basis weight and having a bursting strength of not less than 60 psi. Sealing strips may be reinforced with glass fibres or other natural or synthetic fibres.</p> <p>(ii) Sealing strips for boxes exceeding 65 pounds gross weight, excepting two complete singlewall corrugated fibre boxes, must be of two or more plies, not less than three inches wide, of not less than 150 pounds per 3000 square feet basis weight and have a bursting strength of not less than 150 psi. Lesser basis weight is permissible if the sealing strips are reinforced with glass fibres or other natural or synthetic fibres. All plies must be firmly glued together.</p> <p>(b) TRIPLEWALL CORRUGATED FIBREBOARD: Boxes must have manufacturers' joints secured by one of the following methods:</p> <p>(1) By lapping the sides of the box forming the joint not less than two inches and fastening the joint with metal staples or stitches spaced not more than one inch apart. Both sides of the joint must be crush-rolled in the area of contact before stapling or stitching.</p> <p>(2) By lapping the sides of the box forming the joint not less than three inches and firmly gluing the joint throughout the entire area of contact with glue or adhesive which cannot be dissolved in water after the film application has been dried under pressure.</p>

(Rule 41 continued on next page)

SUPPLEMENT 4 TO UNIFORM FREIGHT CLASSIFICATION 6000-M

RULE	SUBJECT	APPLICATION																																																										
41 (Continued) (Cancels 41 in original) [3]	CORRUGATED OR SOLID FIBREBOARD BOXES	<p>SECTION 5 - Concluded:</p> <p>(c) SOLID FIBREBOARD: Boxes must have manufacturers' joints secured by one of the following methods:</p> <p>(1) By lapping the sides of the box forming the joint not less than 1 1/4 inches and fastening the joint with metal staples or stitches spaced not more than 3 inches apart. When length of joint exceeds 18 inches, staples or stitches must be spaced not more than 2 1/2 inches apart.</p> <p>(2) By lapping the sides of the box forming the joint not less than 2 inches with extensions of the lap not less than 3 inches beyond the top and bottom score lines and firmly gluing the joint throughout the entire area of contact with a water resistant adhesive.</p> <p>NOTE - The provisions of Section 5 also apply to joints effected on wrap-around blanks by processors other than blank manufacturers.</p> <p>GLASSWARE, FRAGILE ARTICLES, OR ARTICLES IN GLASS OR EARTHENWARE</p> <p>SECTION 6. - (a) GLASSWARE AND FRAGILE ARTICLES. Glassware, other fragile articles, and empty glass or earthenware containers must be packed in compliance with the following:</p> <p>(1) Maximum weight of box and contents must not exceed 65 pounds.</p> <p>(2) Fragile articles and empty glass containers must be packed in the box with liners, partitions, wrappers, excelsior or other protective material that will afford adequate protection against breakage and damage, and so that the contents will completely fill the box.</p> <p>(3) Chinaware, earthenware or glassware, not including glass containers and articles in glass and earthenware containers, packed in fibreboard boxes complying with Rule 41, must be capable of withstanding the drop test procedure of American Society for Testing and Materials (ASTM) Test Standard D-4169, Element A, Assurance Level III without damage to contents.</p> <p>(b) ARTICLES IN GLASS OR EARTHENWARE CONTAINERS. Packaging must comply with the provisions of Sub-paragraphs (1) through (11) of this paragraph and the minimum packaging requirements of Paragraphs (c), (d), (e), (f) and (g).</p> <p>(1) Maximum weight of boxes containing filled glass or earthenware containers must not exceed 65 pounds.</p> <p>(2) Contents must be packed so as to completely fill the box.</p> <p>(3) Liquids, articles in liquid and articles other than liquid in individual glass or earthenware containers exceeding one gallon or 4 liter capacity will not be accepted in fibreboard boxes.</p> <p>(4) Net weights of products specified in Paragraph (c) are avoirdupois ounces.</p> <p>(5) Singlewall corrugated fibreboard boxes, partitions, shells, liners and pads must be of A or C-flute construction, except containers having net weight of products not exceeding 35 ounces may have such components made of B-flute corrugated fibreboard and containers having net weight of products not exceeding 25 ounces may have partitions of E-flute corrugated fibreboard.</p> <p>(6) Doublewall corrugated fibreboard may have any combination of A, B or C-flute.</p> <p>(7) (Provisions formerly shown herein and not brought forward are hereby canceled.)</p> <p>(8) Partitions in boxes must be not less than full shoulder height of glass or earthenware containers.</p> <p>(9) Shells must be full inside height of box and each glass or earthenware container must be protected by individual shells.</p> <p>(10) Except as otherwise provided, all bottom pads must be full size of bottom dimensions of boxes.</p> <p>(11) Glass or earthenware containers must be in single layer in boxes.</p> <p>(c) MINIMUM REQUIREMENTS. Filled glass or earthenware containers for liquids, articles in liquid and articles other than liquid must comply with the following minimum requirements:</p>																																																										
		<table border="1"> <thead> <tr> <th data-bbox="493 1234 667 1352" rowspan="2">Net Weight of product each container avoirdupois ounces</th> <th data-bbox="672 1234 841 1352" rowspan="2">Alternate Methods</th> <th colspan="4" data-bbox="846 1234 1539 1255">Use Only One Requirement in Each Column</th> </tr> <tr> <th data-bbox="846 1255 1024 1352">Box see 6(e)</th> <th data-bbox="1029 1255 1182 1352">Separators see 6(e)</th> <th data-bbox="1187 1255 1360 1352">Bottom Protection see 6(f)</th> <th data-bbox="1365 1255 1539 1352">Liners see 6(g)</th> </tr> </thead> <tbody> <tr> <td data-bbox="493 1352 667 1373">Not over 7</td> <td data-bbox="672 1352 841 1373">...</td> <td data-bbox="846 1352 1024 1373">1</td> <td data-bbox="1029 1352 1182 1373">11</td> <td data-bbox="1187 1352 1360 1373">...</td> <td data-bbox="1365 1352 1539 1373">...</td> </tr> <tr> <td data-bbox="493 1373 667 1425">Over 7 but not over 25</td> <td data-bbox="672 1373 841 1425">...</td> <td data-bbox="846 1373 1024 1425">1</td> <td data-bbox="1029 1373 1182 1425">12, 14, 15, 21 or 22</td> <td data-bbox="1187 1373 1360 1425">...</td> <td data-bbox="1365 1373 1539 1425">...</td> </tr> <tr> <td data-bbox="493 1425 667 1478">Over 25 but not over 35</td> <td data-bbox="672 1425 841 1478">...</td> <td data-bbox="846 1425 1024 1478">1</td> <td data-bbox="1029 1425 1182 1478">13, 15, 18 or 22</td> <td data-bbox="1187 1425 1360 1478">31, 32, 33, 36 or 37</td> <td data-bbox="1365 1425 1539 1478">...</td> </tr> <tr> <td data-bbox="493 1478 667 1530">Over 35 but not over 45</td> <td data-bbox="672 1478 841 1530">...</td> <td data-bbox="846 1478 1024 1530">2</td> <td data-bbox="1029 1478 1182 1530">16 or 19</td> <td data-bbox="1187 1478 1360 1530">31, 32 or 34</td> <td data-bbox="1365 1478 1539 1530">...</td> </tr> <tr> <td data-bbox="493 1530 667 1583">Over 45 but not over 90</td> <td data-bbox="672 1530 841 1583">Method 1 Method 2</td> <td data-bbox="846 1530 1024 1583">2 2</td> <td data-bbox="1029 1530 1182 1583">17 19</td> <td data-bbox="1187 1530 1360 1583">31, 32 or 34 31, 32 or 34</td> <td data-bbox="1365 1530 1539 1583">41 ...</td> </tr> <tr> <td data-bbox="493 1583 667 1656">Over 90 but not over 145</td> <td data-bbox="672 1583 841 1656">Method 1 Method 2 Method 3</td> <td data-bbox="846 1583 1024 1656">2 3 2</td> <td data-bbox="1029 1583 1182 1656">19 17 23</td> <td data-bbox="1187 1583 1360 1656">34 31 or 32 ...</td> <td data-bbox="1365 1583 1539 1656">...</td> </tr> <tr> <td data-bbox="493 1656 667 1709">Over 145 but not over 192</td> <td data-bbox="672 1656 841 1709">...</td> <td data-bbox="846 1656 1024 1709">2</td> <td data-bbox="1029 1656 1182 1709">20</td> <td data-bbox="1187 1656 1360 1709">34</td> <td data-bbox="1365 1656 1539 1709">...</td> </tr> <tr> <td data-bbox="493 1709 667 1730">Over 192</td> <td data-bbox="672 1709 841 1730">...</td> <td data-bbox="846 1709 1024 1730">2</td> <td data-bbox="1029 1709 1182 1730">20</td> <td data-bbox="1187 1709 1360 1730">35</td> <td data-bbox="1365 1709 1539 1730">...</td> </tr> </tbody> </table>	Net Weight of product each container avoirdupois ounces	Alternate Methods	Use Only One Requirement in Each Column				Box see 6(e)	Separators see 6(e)	Bottom Protection see 6(f)	Liners see 6(g)	Not over 7	...	1	11	Over 7 but not over 25	...	1	12, 14, 15, 21 or 22	Over 25 but not over 35	...	1	13, 15, 18 or 22	31, 32, 33, 36 or 37	...	Over 35 but not over 45	...	2	16 or 19	31, 32 or 34	...	Over 45 but not over 90	Method 1 Method 2	2 2	17 19	31, 32 or 34 31, 32 or 34	41 ...	Over 90 but not over 145	Method 1 Method 2 Method 3	2 3 2	19 17 23	34 31 or 32	Over 145 but not over 192	...	2	20	34	...	Over 192	...	2	20	35	...
		Net Weight of product each container avoirdupois ounces			Alternate Methods	Use Only One Requirement in Each Column																																																						
			Box see 6(e)	Separators see 6(e)		Bottom Protection see 6(f)	Liners see 6(g)																																																					
		Not over 7	...	1	11																																																					
		Over 7 but not over 25	...	1	12, 14, 15, 21 or 22																																																					
		Over 25 but not over 35	...	1	13, 15, 18 or 22	31, 32, 33, 36 or 37	...																																																					
		Over 35 but not over 45	...	2	16 or 19	31, 32 or 34	...																																																					
		Over 45 but not over 90	Method 1 Method 2	2 2	17 19	31, 32 or 34 31, 32 or 34	41 ...																																																					
		Over 90 but not over 145	Method 1 Method 2 Method 3	2 3 2	19 17 23	34 31 or 32																																																					
		Over 145 but not over 192	...	2	20	34	...																																																					
		Over 192	...	2	20	35	...																																																					

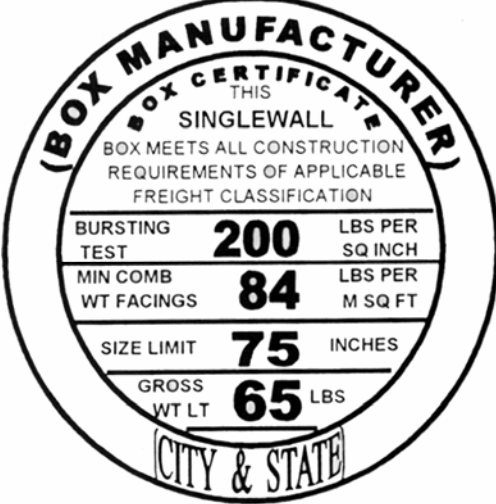
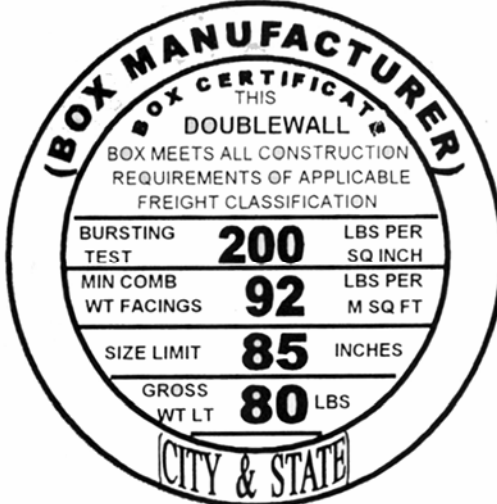


(Rule 41 continued on next page)

SUPPLEMENT 4 TO UNIFORM FREIGHT CLASSIFICATION 6000-M

RULE	SUBJECT	APPLICATION
<p align="center">41 (Continued) (Cancels 41 in original) [3]</p>	<p align="center">CORRUGATED OR SOLID FIBREBOARD BOXES</p>	<p>SECTION 6 - Concluded:</p> <p>(d) OUTER BOXES</p> <p>(1) A, B or C-flute singlewall corrugated fibreboard boxes.</p> <p>(2) A or C-flute singlewall corrugated fibreboard boxes.</p> <p>(3) Doublewall corrugated fibreboard boxes.</p> <p>(e) INTERIOR SEPARATORS</p> <p>(11) Adequate protection against breakage and damage by or with liners, partitions or other packing material.</p> <p>(12) Partitions, solid paperboard, 0.040 inch thickness, 120 pounds per 1,000 square feet basis weight.</p> <p>(13) Partitions, solid paperboard, 0.047 inch thickness, 142 pounds per 1,000 square feet basis weight.</p> <p>(14) Partitions, E-flute corrugated fibreboard.</p> <p>(15) Partitions, A, B or C-flute singlewall corrugated fibreboard.</p> <p>(16) Partitions, A or C-flute singlewall corrugated fibreboard.</p> <p>(17) Partitions, doublewall corrugated fibreboard.</p> <p>(18) Shells, A, B or C-flute singlewall corrugated fibreboard.</p> <p>(19) Shells, A or C-flute singlewall corrugated fibreboard.</p> <p>(20) Shells, doublewall corrugated fibreboard.</p> <p>(21) Individual inner paperboard boxes.</p> <p>(22) Individual inner singlewall corrugated fibreboard boxes.</p> <p>(23) Individual inner boxes, A or C-flute singlewall corrugated fibreboard.</p> <p>(f) BOTTOM PROTECTION</p> <p>(31) Bottom inner and outer box flaps must meet.</p> <p>(32) Bottom fill-in (plug) pad, same board as box, to fill space between inner bottom flaps.</p> <p>(33) Bottom pad, A, B or C-flute singlewall corrugated fibreboard.</p> <p>(34) Bottom pad, A or C-flute singlewall corrugated fibreboard.</p> <p>(35) Bottom pad, doublewall corrugated fibreboard.</p> <p>(36) Bottom pad, solid paperboard .047 in thick, 142 pounds per 1,000 square feet.</p> <p>(37) Bottom pad, solid paperboard, 2 thicknesses, each .024 in thick, 100 pounds per 1,000 square feet.</p> <p>(g) BOX LINERS</p> <p>(41) Liner, A or C-flute singlewall corrugated fibreboard.</p> <p align="center">SIFTING OR LEAKAGE</p> <p>SECTION 7. - Except as otherwise provided in Section 6, all articles liable to loss from sifting or leakage must be in inner containers completely filling the box.</p> <p align="center">HAND HOLES, VENTILATION HOLES, OPENING DEVICES AND PERFORATIONS</p> <p>SECTION 8. - Provided box strength is not impaired, boxes:</p> <p>(a) May have hand holes or ventilation holes.</p> <p>(b) May have not more than one slit, nor more than one slot, in each inner flap.</p> <p>(c) In addition, to facilitate opening, boxes may have one of the following:</p> <p>(1) May be perforated once around with one line of perforations, each face panel perforated in a straight line.</p> <p>(2) May have not more than two lines of perforations, provided the total lineal inches of the lines of perforations do not exceed twice the sum of the combination of any two of the inside dimensions of length, width or depth.</p> <p>(3) One face panel or one set of closing flaps may have lines of perforations, provided the total lineal inches of such lines of perforations do not exceed the total united inches of the box.</p> <p>(4) For any of the alternatives of Sub-paragraphs (1) through (3), the corrugated medium must not be crushed or otherwise damaged.</p> <p>(d) Boxes or numbered packages containing rigid self-supporting articles or inner containers may have scorelines perforated providing the united inches (length, width and depth added) do not exceed 40 inches.</p> <p align="center">CLOSING BOXES</p> <p>SECTION 9. - Boxes must be securely closed by a method of adequate strength and quantity so as to maintain boxes properly assembled and closed during transportation.</p>

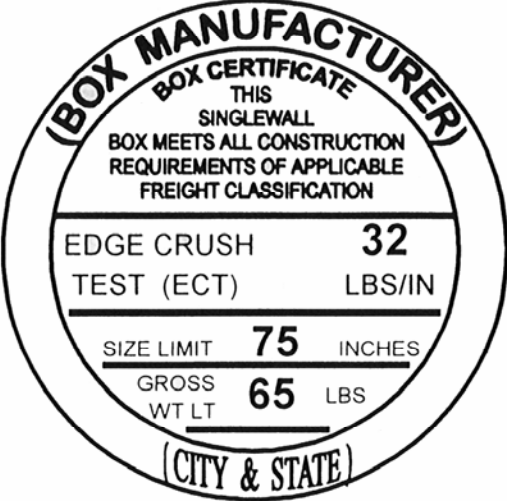
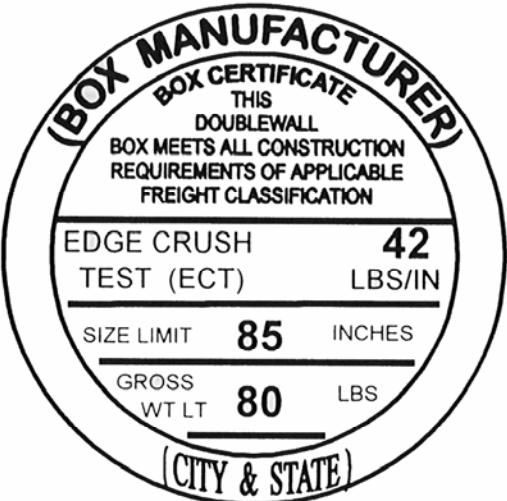
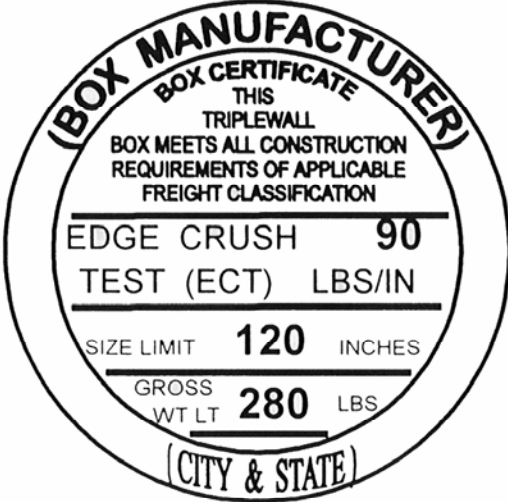
(Rule 41 continued on next page)

SUPPLEMENT 4 TO UNIFORM FREIGHT CLASSIFICATION 6000-M

RULE	SUBJECT	APPLICATION
41 (Continued) (Cancels 41 in original) [3]	CORRUGATED OR SOLID FIBREBOARD BOXES	<p align="center">CERTIFICATE OF BOX MANUFACTURER</p> <p>SECTION 10.-(a) BOXES. (1) Boxes made to comply with the requirements of this rule must bear a legible certificate of a box manufacturer on an outside surface, guaranteeing that the boxes do so comply. Certificate must be of the form, size (3 inch diameter plus or minus 1/4 inch), type and wording as illustrated in either Sub-paragraphs (2) or (3) (see Notes 1, 2 and 3). City and state may be either that of the manufacturing or corporate location.</p> <p>(2) Example of certificates applicable to boxes made to comply with burst or puncture test.</p> <div style="display: flex; justify-content: space-around;"> <div style="text-align: center;">  <p>For Singlewall Boxes</p> </div> <div style="text-align: center;">  <p>For Doublewall Boxes</p> </div> </div>
		<div style="display: flex; justify-content: space-around;"> <div style="text-align: center;">  <p>For Triplewall Boxes</p> </div> <div style="text-align: center;">  <p>For Solid Fibre Boxes</p> </div> </div>

(Rule 41 continued on next page)

SUPPLEMENT 4 TO UNIFORM FREIGHT CLASSIFICATION 6000-M

RULE	SUBJECT	APPLICATION
41 (Continued) (Cancels 41 in original) [3]	CORRUGATED OR SOLID FIBREBOARD BOXES	<p>SECTION 10.-Continued: (a) BOXES. - Continued: (3) Examples of certificates applicable to boxes made to comply with the edge crush test.</p> <div style="display: flex; justify-content: space-around; align-items: flex-start;"> <div style="text-align: center;">  <p>For Singlewall Boxes</p> </div> <div style="text-align: center;">  <p>For Doublewall Boxes</p> </div> </div> <div style="text-align: center; margin-top: 20px;">  <p>For Triplewall Boxes</p> </div> <p>NOTE 1. REDUCED DIAMETER FOR SMALL BOXES - On boxes having a length of less than 10 inches or a width of less than 9 inches, the above certificates may be reduced in size so that outside diameter is not less than 2 inches. NOTE 2. BOXES OR NUMBERED PACKAGES MADE IN FOREIGN COUNTRIES. - Fibreboard boxes complying with the provisions of this rule, or numbered packages authorized on page 101 and succeeding pages of this Classification, which are made in foreign countries and used for freight imported into the United States of America, need not bear a certificate, or certificate may be printed in the language of the country in which the box or numbered package is made, provided shipper certifies on bills of lading that the boxes comply with Rule 41 or the appropriate numbered package.</p>

(Rule 41 continued on next page)

SUPPLEMENT 4 TO UNIFORM FREIGHT CLASSIFICATION 6000-M

RULE	SUBJECT	APPLICATION
<p align="center">41 (Continued) (Cancels 41 in original) [3]</p>	<p align="center">CORRUGATED OR SOLID FIBREBOARD BOXES</p>	<p align="center">DEFINITION OF TERMS</p> <p>SECTION 11. - The following definitions apply with regard to the construction and use of fibreboard boxes, numbered packages and component parts thereof:</p> <p>Bending - In the term "proper bending qualities" - the containerboard must be capable of bending along creases or score lines in forming the box so that the containerboard is not ruptured to a point where it seriously weakens the box.</p> <p>Box - (see also Fibreboard Box) - A rigid container having closed faces and completely enclosing the contents. When this term is used in the Classification it signifies that if fibreboard boxes are used, such fibreboard boxes must comply with all requirements of Rule 41.</p> <p>Box Manufacturer - A corrugated or solid fibre box manufacturing establishment which at least has equipment to score, slot, print and join corrugated or solid fibre sheets into boxes which equipment is regularly utilized in the production of fibre boxes in commercial quantities.</p> <p>Bursting Strength - Strength of a material expressed in pounds per square inch as measured by the Mullen tester (see Section 3, Note 1(a)).</p> <p>Corrugated Board - A structure formed from one or more paperboard facings and one or more corrugated members used in making corrugated fibreboard boxes and products:</p> <p>Singleface - The structure formed by one corrugated member glued to one flat facing.</p> <p>Singlewall - The structure formed by one corrugated inner member glued between two flat facings.</p> <p>Doublewall - The structure formed by three flat facings and two intermediate corrugated members.</p> <p>Triplewall - The structure formed by four flat facings and three intermediate corrugated members.</p> <p>Corrugating Medium - Paperboard used in forming the fluted portion of the corrugated board.</p> <p>Corrugation - (See Flute).</p> <p>Die-Cut - A cut made with steel rule dies. The act of making a part or container which is cut and scored to shape by such tools. Also used to denote a board which has been die cut.</p> <p>Dimensions:</p> <p>Length - The larger of the two dimensions of the open face.</p> <p>Width - The lesser of the two dimensions of the open face.</p> <p>Depth - The distance between the innermost surfaces of the box measured perpendicular to the length and width.</p> <p>Edge Crush Test - (Also known as Edgewise Compression Test or Short Column Crush Test) – The measure of the edgewise compressive strength of a short column of corrugated fibreboard. This property, in combination with the caliper of the combined board and the perimeter of the container relates to the top-to-bottom compressive strength of corrugated fibreboard boxes (see Section 3, Note 1(c)).</p> <p>Facings - (Sometimes erroneously called liners) - A form of linerboard used as the flat members of corrugated fibreboard.</p> <p>Fibre or Fibreboard Box - A container made of either corrugated or solid fibreboard. For Classification purposes, when term "box" is used, the structure must comply with all requirements of Rule 41.</p> <p>Flaps - The closing members of a fibreboard box.</p> <p>Flute or Corrugation - One of the wave shapes formed in the corrugating medium.</p> <p>Glued (firmly) - Firm gluing is indicated when mutilation of the surface fibres accompanies separation of joined areas.</p> <p>Joint - (Manufacturers' Joint) - The "joint" is that part of the box where the ends of the sheet are joined together by taping, stitching or gluing.</p> <p>Liner - A creased fibreboard sheet inserted in a container and covering all side walls.</p> <p>Package - (When referring to a fibreboard container) - A container not necessarily complying with the requirements of Rule 41 for a "box", (See Section 1(c), Rule 5). Also, one of the special authorized containers described in detail in the Classification in the section titled "Authorized Packages or Shipping Containers".</p> <p>Pad - A corrugated or solid fibreboard sheet or other authorized material used for extra protection or for separating tiers or layers of articles when packed for shipment.</p> <p>Partition - A set of corrugated or solid fibreboard pieces slotted so they interlock when assembled to form a number of cells into which articles may be placed for shipment.</p> <p>Ply - Any of the several layers of solid fibreboard.</p> <p>Puncture Test - The strength of material expressed in inch ounces per inch of tear as measured by the Beach puncture tester (See Section 3, Note 1(b)).</p> <p>Seam - The junction created by any free edge of a container flap or wall where it abuts or rests on another portion of the container and to which it may be fastened by tape, stitches or adhesive in the process of closing the container.</p> <p>Shell - A sheet of corrugated or solid fibreboard scored and folded to form a joined or unjoined tube open at both ends.</p> <p>Shipping container - A container which is sufficiently strong to be used in commerce for packing, storing and shipping commodities.</p> <p>Solid Fibreboard - A solid board made by laminating two or more plies of containerboard.</p> <p>Water Resistant - A board, to be water resistant, shall be sized (treated with water repellent materials) so as to have a degree of resistance to damage or deterioration by water.</p> <p>Weight of Facings - (Minimum combined, of corrugated board.) - This is the summation of weight per thousand square feet of all facings in the board structure excluding the weight of coatings and impregnants and excluding the weight of the corrugating medium and the corrugating adhesive.</p>

SUPPLEMENT 4 TO UNIFORM FREIGHT CLASSIFICATION 6000-M

RULE	SUBJECT	APPLICATION
<p align="center">62 (Cancels 62 in original) [1]</p>	<p align="center">CREDIT AND COLLECTION TERMS-UP</p>	<ol style="list-style-type: none"> 1. Pre-paid shipments. On "Pre-paid" shipments, the originating carrier may require that tender of a shipment be accompanied by full payment of charges unless consignor has established credit to the satisfaction of the originating carrier. For purposes of this item, "pre-paid" shipments shall mean shipments for which the originating carrier bears the billing and collection responsibilities. 2. Collect Shipments. On "collect" shipments, the delivering carrier may require full payment of all charges prior to delivery of shipments unless consignee has established credit to the satisfaction of the delivering carrier. For purposes of this item, "collect" shipments shall mean shipments for which the delivering carrier bears the billing and collection responsibilities. 3. Payment. All credit patrons must pay charges in accordance with the terms established by the billing carrier. Where Union Pacific Railroad Company is the billing carrier, the credit period is fifteen (15) days, including Saturdays, Sundays, and legal holidays, and shall begin on the day following presentation of the freight bill. The term "freight bill" as used in this item includes paper documents, billing by electronic data interchange ("EDI"), and invoiceless procedures. Presentation of the freight bill shall be deemed to have been made: (a) upon mailing when mailed, (b) upon sending by carrier of a transmission when EDI billing is used, and (c) unless otherwise agreed, upon waybill date when invoiceless procedures are utilized. Payment shall be deemed to have been made: (a) upon mailing of an acceptance check, draft, or money order when paying by mail, and (b) upon receipt of funds in the carrier's bank account when paying via electronic transmission. 4. ♦ Finance Charge. Union Pacific Railroad Company will assess a late payment finance charge on any freight transportation charges paid delinquent, at a rate of twelve percent (12%) per year (or, to the extent the rate of such charge is not preempted by federal law and such rate exceeds the maximum rate permitted by applicable law). Payments shall be deemed delinquent when not made within the credit period. The late payment finance charge shall be assessed for each day beyond the credit period that payment is made. 5. Offset Prohibit. In no event shall any amount(s) claimed against Union Pacific Railroad Company, including without limitation claims for freight loss or damage or overpayment of freight or other charges, be deducted from or offset against freight or other charges due hereunder. Freight charges due must be paid in full, and any claim against Union Pacific Railroad Company must be asserted separately in accordance with the applicable procedure. 6. Revocation of Credit and Other Remedies. If a credit patron fails to pay in accordance with these requirements, Union Pacific Railroad Company, in its sole discretion, may revoke credit privileges and institute any one or more of the following procedures: <ol style="list-style-type: none"> (a) Require that applicable freight charges be pre-paid by the consignor (who shall not be such patron) on all shipments destined to such patron. Section 7 of the bill of lading, if executed by the billing party, will not apply to such shipments. (b) Require that applicable freight charges be paid on a collect basis by the consignee (who shall not be such patron) on all shipments originating with such patron. (c) Assess demurrage charges on rail cars placed in hold status for cash. When rail cars are held in transit due to cash status, time for demurrage purposes will be computed from the first 12:00 midnight following the sending or giving of notice of arrival. Rail cars will be released at the time lawful charges are received by an agent of Union Pacific Railroad Company or an agent of any railroad which has participated in the transportation transaction; however, if such payment of lawful charges is received by U.S. mail, it will be considered as having been received after 12:00 midnight of the date received. Charges in billing requested by any shipper after a shipment has occurred shall not alter any entity's liability for freight charges in accordance with this paragraph. 7. Other Definitions. As used in this item: (a) the term "shipper" includes without limitation consignors, consignees, freight forwarders, shippers' associations, and shippers' agents and (b) "charges" or "freight charges" include without limitation transportation charges, switch charges, demurrage, detention, and other accessorial charges that may accrue in connection with shipments handled by Union Pacific Railroad Company.

Explanation of Reference Marks:

- [1] - Brought forward from Supplement 1 without change.
- [3] - Brought forward from Supplement 3 without change.

{

- END -